




SP # 22 - 24: Lighthouse Baptist Church

PIN: 52 - A - 229

743 sq. ft Addition and 522 sq. ft Portico

Location Map



-  Application
-  Sewer and Water Service Area
-  Parcels

