

MY  
BOOK  
about  
FIRE  
SAFETY

**THIS IS WHAT  
A FIREFIGHTER  
LOOKS LIKE.**


The  
firefighter  
is your  
friend.



**AT THE FIRE STATION,**  
they practice their skills and keep  
their equipment in good repair.



In the first picture, there are 5 things that fire-fighters use at work. Circle them. Can you find each one being used in the second picture?




You can check your answers on page 7.



# FIREFIGHTERS

teach people how  
to keep fires  
from starting.



## THEY HELP PEOPLE


who are hurt or sick.



They may help people  
in **OTHER WAYS**, too.




# IF YOUR CLOTHES CATCH FIRE,



# THEY RESCUE PEOPLE

from burning buildings, and put fires out.  
That's why they're called "firefighters."

Help these firefighters  
find the way to the fire.



## SPECIAL CLOTHES

protect them from fire.

Connect the dots to see what your friend looks like when dressed for a fire.



Firefighters wear masks and air tanks to help them breathe when it's smoky.



When firefighters wear  
**MASKS AND AIR TANKS,**  
their breathing sounds loud and strange.  
Their voices sound strange, too!




ANSWERS TO PAGE 3

① fire engine ② first aid kit ③ axe ④ ladder ⑤ hose



Soo-- Remember,  
**BEHIND THE MASK IS A FRIEND!**  
Yell for a firefighter if you need help in a fire.



The firefighter is always ready to help you!