

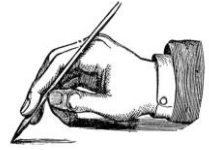
READ THESE INSTRUCTIONS **BEFORE MARKING YOUR BALLOT**

To mark your ballot, COMPLETELY fill in the oval next to the candidate of your choice

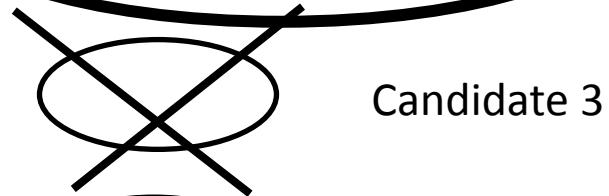
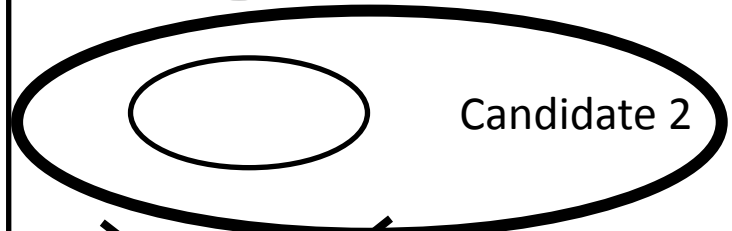
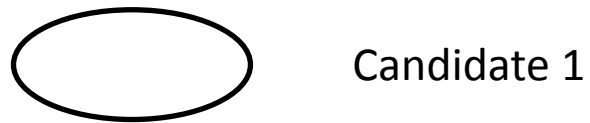
CORRECT



INCORRECT



DO NOT USE AN "X" OR "✓"
DO NOT "CIRCLE" THE NAME OR BOX



When you have finished marking your ballot, you will be instructed to place it in the scanner. Make sure your ballot is accepted and processed through the scanner before leaving the polling place.

